

For People with Diabetes

7

Principles for Controlling Your Diabetes for Life



Control your
diabetes.
For Life.



Contents

PRINCIPLE 1

Learn as Much as You Can About Diabetes

Page 2

PRINCIPLE 2

Get Regular Care for Your Diabetes

Page 4

PRINCIPLE 3

Learn How to Manage Your Diabetes

Page 5

PRINCIPLE 4

Control the ABCs of Diabetes

Page 7

PRINCIPLE 5

Monitor Your Diabetes ABCs

Page 8

PRINCIPLE 6

Prevent Long-Term Diabetes Problems

Page 12

PRINCIPLE 7

Get Checked for Long-Term Problems and Treat Them

Page 14

DIABETES CARE RECORD

Keep a Record of Your Health Care Visits and Results

Page 15

RESOURCES

For More Information

Inside Back Cover

7

Principles for Controlling Your Diabetes for Life


This brochure describes the 7 principles of good diabetes care. These principles, or steps, will help you manage your diabetes and live a long and active life. Every person who has diabetes has different needs. Talk to your health care team about a treatment plan that is best for you.

Diabetes affects almost every part of the body and good diabetes care requires a team of health care providers. They include doctors, diabetes educators, nurses, dietitians, pharmacists, mental health workers, eye specialists, foot specialists, dentists, and social workers. Take this brochure with you when you visit your doctor or other members of your team to talk about your treatment plan.

Controlling Diabetes Makes a Big Difference

Taking good care of diabetes will help you feel better and can lower your chances of getting

- heart disease
- stroke
- eye disease that can lead to a loss of vision or even blindness
- nerve damage that may cause a loss of feeling or pain in the hands, feet, legs, or other parts of the body and lead to problems such as lower limb amputation or erectile dysfunction
- kidney failure
- gum disease and loss of teeth

As you read this brochure, look for things that start with a  to help you take action to control your diabetes.

Principle 1

Learn as Much as You Can About Diabetes

The more you know about diabetes, the better you can work with your health care team to manage your disease and reduce your risk for problems. You should know what type of diabetes you have. If you do not know, ask your doctor whether you have type 1 or type 2 diabetes.

- **Type 1 diabetes.** People who have type 1 diabetes need to take insulin every day. This type of diabetes is less common and used to be called juvenile diabetes.
- **Type 2 diabetes.** Diet and daily physical activity help to control type 2 diabetes. Most people also need to take diabetes pills or insulin. Type 2 diabetes is very common and used to be called adult onset diabetes.

Diabetes is always a serious disease. Terms that suggest that diabetes is not serious, such as “a touch of diabetes,” “mild diabetes,” and “sugar’s a little high,” are not correct and should no longer be used.

Many People Who Have Diabetes Do Not Know It

Finding and treating diabetes early can prevent health problems later on. Many people with type 2 diabetes have no symptoms and do not know they have diabetes. Some people are at higher risk for diabetes than others. People at high risk include those who

- are older than 45
- are overweight
- have a close family member such as a parent, a brother, or a sister who has or has had diabetes
- had diabetes during pregnancy

Principle 1 – Learn as Much as You Can About Diabetes

Continued

- had a baby that weighed more than 9 pounds
 - are African American, Hispanic or Latino, Asian American or Pacific Islander, or American Indian
 - have high blood pressure
 - have high cholesterol or other abnormal blood fats
 - are inactive
- ✓ **Ask your doctor if you have type 1 or type 2 diabetes.**
- ✓ **If you know someone who has any of the risk factors for diabetes, suggest they talk to their doctor about getting tested.**



Take Action to Control Your Diabetes

As you read this brochure,
look for things that start with a



to help you take action to
control your diabetes.

Principle 2

Get Regular Care for Your Diabetes

If you have diabetes, it is important to

- see your health care team regularly
- make sure your treatment plan is working. If it is not, ask your health care team to help you change it
- ask your family, friends, and co-workers for help and support when you need it

Work with your health care team to get the best help to control your diabetes.

- ✓ **Ask your health care team how often you need to see them for check-ups.**
- ✓ **Write down the date and time for your next visit.**
- ✓ **Ask your doctor, clinic or office staff, or pharmacist to help you find resources if you have problems paying for food, medicines, and medical supplies. You should be able to get Medicare or other insurance to help you pay for diabetes supplies.**
- ✓ **Make a list of questions and concerns you want to talk about at your next visit to your health care team. Use the back of the Diabetes Care Record at the end of this brochure.**



Principle 3

Learn How to Manage Your Diabetes

Diabetes affects many parts of the body. To stay healthy, it is important to know how to eat the right foods, how to be physically active, and how to look after yourself. Use the following checklist to learn more about managing your diabetes.

How Active Are You in Managing Your Diabetes?

Look at the list below. Check all the boxes that describe you.

I talk to my health care team about

- my special needs to help manage my diabetes
- ways to improve my ABC numbers: **A1C**,* **B**lood pressure, and **C**holesterol
- aspirin therapy to prevent heart problems
- getting regular physical activity
- quitting smoking, if needed

I learn from my doctor, diabetes educator, podiatrist, pharmacist, or dietitian how to

- follow a meal plan to control my diabetes
- check my feet every day
- take my medicines as prescribed
- check my blood glucose levels

*A1C (pronounced A-one-C) is a measure of your average blood glucose over the last three months. You should get this test at least twice a year.

Principle 3 – Learn How to Manage Your Diabetes


Continued

I visit my

- doctor at least twice a year
- eye doctor each year and report any changes in vision
- dentist twice a year
- specialists as my doctor advises

Go over any items you did not check with your health care team. Learning how to manage your diabetes can help you stay healthy.

- ✓ **Ask your health care team to help you learn more about diabetes and how to manage it.**
- ✓ **If you are eligible for Medicare, ask your health care provider about a referral for diabetes self-management training and medical nutrition therapy services to help you manage your diabetes.**




Principle 4

Control the ABCs of Diabetes

A major goal of treatment is to control the ABCs of diabetes: **A**1C (blood glucose average), **B**lood pressure, and **C**holesterol. You can do this in many ways.

- Follow a meal plan that was made for you.
- Be active every day.
- Take your medicine as prescribed.
- Before taking any non-prescription medicines, vitamins, or herbal products, ask your pharmacist how they may affect your diabetes or prescription medicines.
- Test your blood glucose on a routine basis.
- ✓ **Talk to your health care team about the best ways to control your A1C, blood pressure, and cholesterol and know your target numbers.**
- ✓ **Get involved in setting goals and making a treatment plan for your diabetes.**



**Control the
ABCs of diabetes:
A1C,
Blood pressure, and
Cholesterol.**

Principle 5

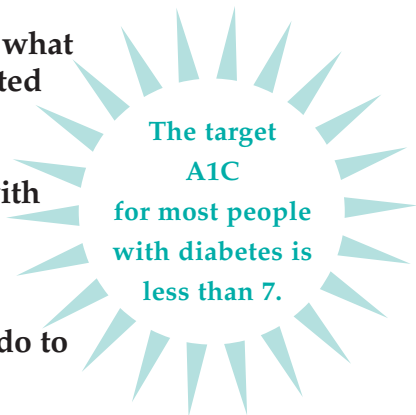
Monitor Your Diabetes ABCs

To reduce your risk for diabetes problems such as blindness, kidney disease, losing a foot or leg, and early death from heart attack or stroke, you and your health care team need to monitor the diabetes ABCs: **A**1C, **B**lood pressure, and **C**holesterol. Talk to your health care team about how to reach your target numbers.

Get the A1C Test

The A1C test is usually done by your doctor. It measures how well your blood glucose has been controlled over the last three months. This test is very important because it tells how well you are taking care of your diabetes over the long term. It should be done **at least** twice a year.

- The target A1C for most people with diabetes is less than 7.
- ✓ Ask your health care team what your A1C is and keep a dated record of the results.
- ✓ Discuss your A1C target with your health care team and write it down.
- ✓ Discuss what you need to do to reach your target.




The target
A1C
for most people
with diabetes is
less than 7.

Check Your Own Blood Glucose

You may need to check your own blood glucose on a regular basis to help control your diabetes. It will tell you what your blood glucose is at the time you test. Keep a record of your results and show it to your health care team.

Some meters and test strips report blood glucose results as plasma glucose values which are 10 to 15 percent higher than whole blood glucose values. Ask your doctor or pharmacist whether your meter and strips provide whole blood or plasma results.

- The target glucose range for most people using **whole blood** is 80 to 120 before meals and 100 to 140 at bedtime.
- The target glucose range for most people using **plasma** is 90 to 130 before meals and 110 to 150 at bedtime.
- ✓ **Talk to your health care team about the best ways to check your own blood glucose.**
- ✓ **Ask your health care team what your blood glucose targets are before meals, after meals, and at bedtime and write them down.**



Principle 5 – Monitor Your Diabetes ABCs

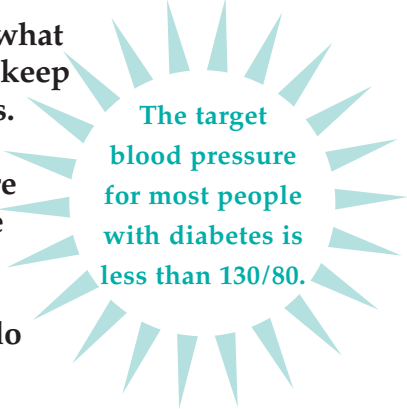
Continued

- ✓ Ask what to do if your blood glucose is often higher or lower than it should be.
- ✓ Ask how to get the supplies you need to do the tests. Most insurance companies, including Medicare, now pay for diabetes supplies.

Know Your Blood Pressure

High blood pressure makes your heart work too hard. This leads to strokes and other problems such as kidney disease. Your blood pressure should be checked at every visit. You may need to check it yourself.

- The target blood pressure for most people with diabetes is less than 130/80.
- ✓ Ask your health care team what your blood pressure is and keep a dated record of the results.
- ✓ Discuss your blood pressure target with your health care team and write it down.
- ✓ Discuss what you need to do to reach your target.
- ✓ Ask if you need to test your blood pressure yourself. If so, find out how, when, and what supplies you need.

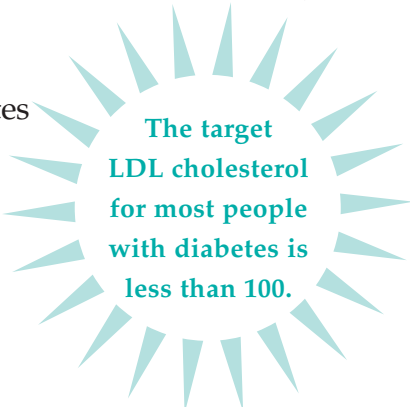


The target
blood pressure
for most people
with diabetes is
less than 130/80.

Know Your Cholesterol

LDL is the bad cholesterol that builds up in your blood vessels. It causes the vessels to narrow and harden, which can lead to a heart attack. Your doctor should check your LDL at least once a year.

- The target LDL cholesterol for most people with diabetes is less than 100.
- ✓ Discuss your LDL cholesterol target with your health care team and keep a record of the results.
- ✓ Discuss what you need to do to reach your target.




The target
LDL cholesterol
for most people
with diabetes is
less than 100.

Keep a Record of Your Results

Keeping a record of your results helps you reach your targets. It helps you know when you and your health care team need to take extra action.

- ✓ Use the record card in this booklet to keep track of your ABC numbers.



Principle 6

Prevent Long-Term Diabetes Problems

People with diabetes must control their blood glucose, blood pressure, and cholesterol to prevent the problems of diabetes: heart attack, stroke, eye and kidney problems, nerve damage, impotence, foot or leg amputation, gum disease, and loss of teeth. Here are the key self-care activities to help you manage your diabetes and live a long and healthy life.

Daily

- Follow your diabetes meal plan with the correct portion sizes. Eat a variety of foods that are high in fiber and low in fat and salt.
- Be active every day.
- Take medicines as prescribed. If you have questions, talk to your pharmacist or doctor about your medicines.
- Look at your feet and wash and dry them well each day. Tell your podiatrist or health care team about any changes with your feet.
- Check your mouth daily for gum or tooth problems. Call your dentist right away if you have problems with your teeth or gums.

As Needed

- Test your blood glucose as prescribed by your doctor.
- Check your blood pressure as prescribed by your doctor.
- Reach and stay at a healthy weight.

Principle 6 – Prevent Long-Term Diabetes Problems

Continued

- Stop smoking.
- Make sure your eyeglasses or contact lens prescription is up to date so you can see clearly. Report any changes in your vision to your health care team.
- ✓ **Work with your health care team to prevent diabetes problems.**



Principle 7

Get Checked for Long-Term Problems and Treat Them

See your health care team regularly to check for problems that diabetes can cause. Regular check-ups help to prevent problems or find them early when they can be treated and managed well. Along with the checks of your A1C, blood pressure, and cholesterol (*see Principle 5*), here are some tests that you will need:

- Triglycerides (a type of blood fat)**Get yearly**

- Dilated eye exam to check for eye problems**Get yearly**

- Foot check**Get every visit**

- Complete foot exam to check for circulation, loss of feeling, sores, or changes in shape**Get yearly**

- Urine test to check for kidney problems . . .**Get yearly**

- Dental exams to prevent gum disease and loss of teeth**Get twice a year**

✓ **Ask your doctor about these and other tests you may need to have.**



MY DIABETES CARE RECORD

A1C (blood glucose average)

My target _____

Date/Result

Date/Result

Date/Result

Date/Result

Date/Result

Date/Result

A1C target suggested for most people with diabetes is below 7

BLOOD PRESSURE (BP)

My target _____

Date/Result

Date/Result

Date/Result

Date/Result

Date/Result

Date/Result

BP target for most people with diabetes is below 130/80

CHOLESTEROL (LDL)

My target _____

Date/Result

Date/Result

Date/Result

Date/Result

Date/Result

Date/Result

LDL target for most people with diabetes is below 100

TRIGLYCERIDES

My target _____

Date/Result

Date/Result

Date/Result

Date/Result

Date/Result

Date/Result

Triglycerides target for most people with diabetes is below 150

WEIGHT

My target _____

Date/Result

Date/Result

Date/Result

Date/Result

Date/Result

Date/Result

SELF-MONITORED BLOOD GLUCOSE (SUGAR)

Whole blood
Before meals:

Suggested target range
80 – 120

My target

Whole blood
At bedtime:

Suggested target range
100 – 140

My target

Plasma
Before meals:

Suggested target range
90 – 130

My target

Plasma
At bedtime:

Suggested target range
110 – 150

My target

Talk to my health care team about my:

- ABCs – A1C, Blood pressure, Cholesterol (LDL)
- Meal plan
- Physical activity plan

- Medications
- Glucose self-monitoring plan
- Foot care

Ask about:

- Aspirin therapy
- Stopping smoking
- Pneumonia vaccine
- Resources to help me

- Medicare or other insurance benefits

Make sure I get a:

- Dilated eye exam – once a year _____
- Foot check – every visit _____
- Complete foot exam – once a year _____

DATE

- Kidney function test – once a year _____
- Dental exam – twice a year _____
- Flu shot – once a year _____

DATE

Keep a
record of
your
healthcare
visits and
results.



Resources

For more information about how to control your diabetes, contact:

American Association of Diabetes Educators

800-TEAM-UP4 (800-832-6874)

Web site: www.aadenet.org

American Diabetes Association

800-DIABETES (800-342-2383)

Web site: www.diabetes.org

American Dietetic Association

800-366-1655

Web site: www.eatright.org

American Heart Association

800-AHA-USA1 (800-242-8721)

Web site: www.americanheart.org

Centers for Disease Control and Prevention

Division of Diabetes Translation

877-232-3422

Web site: www.cdc.gov/diabetes

Centers for Medicare & Medicaid Services

800-MEDICARE (800-633-4227)

Web site: www.medicare.gov/health/diabetes.asp

Juvenile Diabetes Research Foundation International

800-533-CURE (800-533-2873)

Web site: www.jdrf.org

National Diabetes Education Program

800-438-5383

Web site: www.ndep.nih.gov

National Heart, Lung, and Blood Institute

(301) 592-8573

Web site: www.nhlbi.nih.gov

National Institute of Diabetes and Digestive and Kidney Diseases

National Diabetes Information Clearinghouse

800-860-8747

Web site: www.niddk.nih.gov



**Take good care of your diabetes for life
and be sure to follow these 7 principles:**

PRINCIPLE 1

Learn as Much as You Can About Diabetes

PRINCIPLE 2

Get Regular Care for Your Diabetes

PRINCIPLE 3

Learn How to Manage Your Diabetes

PRINCIPLE 4

Control the ABCs of Diabetes

PRINCIPLE 5

Monitor Your Diabetes ABCs

PRINCIPLE 6

Prevent Long-Term Diabetes Problems

PRINCIPLE 7

Get Checked for Long-Term Problems and Treat Them



**People with diabetes who keep their ABCs —
blood glucose, blood pressure, and cholesterol —
under control can expect to live a long and active life.**



Sponsored by the National Diabetes Education Program
A Joint Program of the National Institutes of Health and the
Centers for Disease Control and Prevention

NIH Publication No. 99-4343L
June 2002